

J M BAXi
THE PORT SPECIALIST
MARINE SERVICES



MONTHLY UPDATE – JULY 2024

STEEL



TABLE OF CONTENT

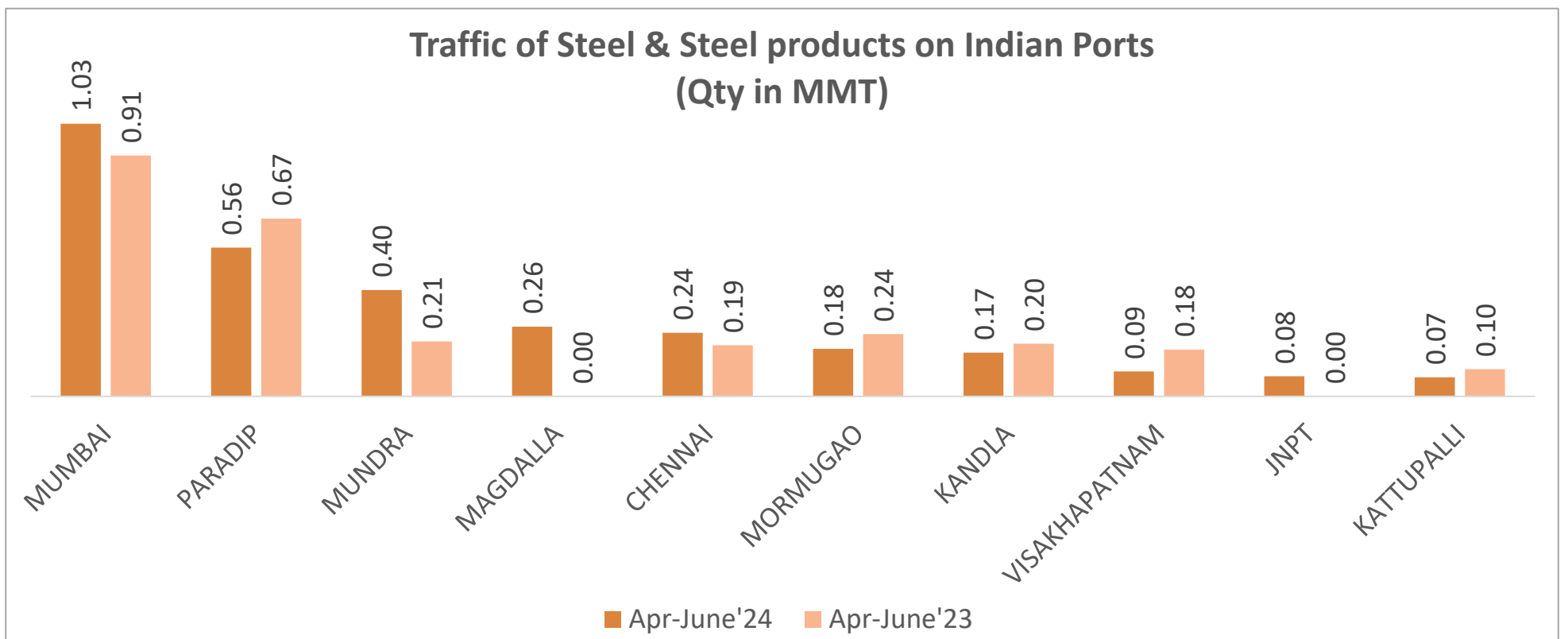
Port analysis	3
Indian Steel Scenario	5
Key highlights	7
Market overview	7-8

Disclaimer: The information contained in this market update is drawn from wide range of newspapers, business and trade magazines, government, company and industry association websites. While all possible care is taken to verify the correctness and authenticity of information contained in this compilation, no claim to independent authorship of articles is implied or intended. Readers are expected to make their own independent evaluation and verification of information for their use. While all information contained in this report are believed to be correct, the editors of this compilation or J M Baxi do not guarantee the quotes or other data and the same is provided only in good faith.

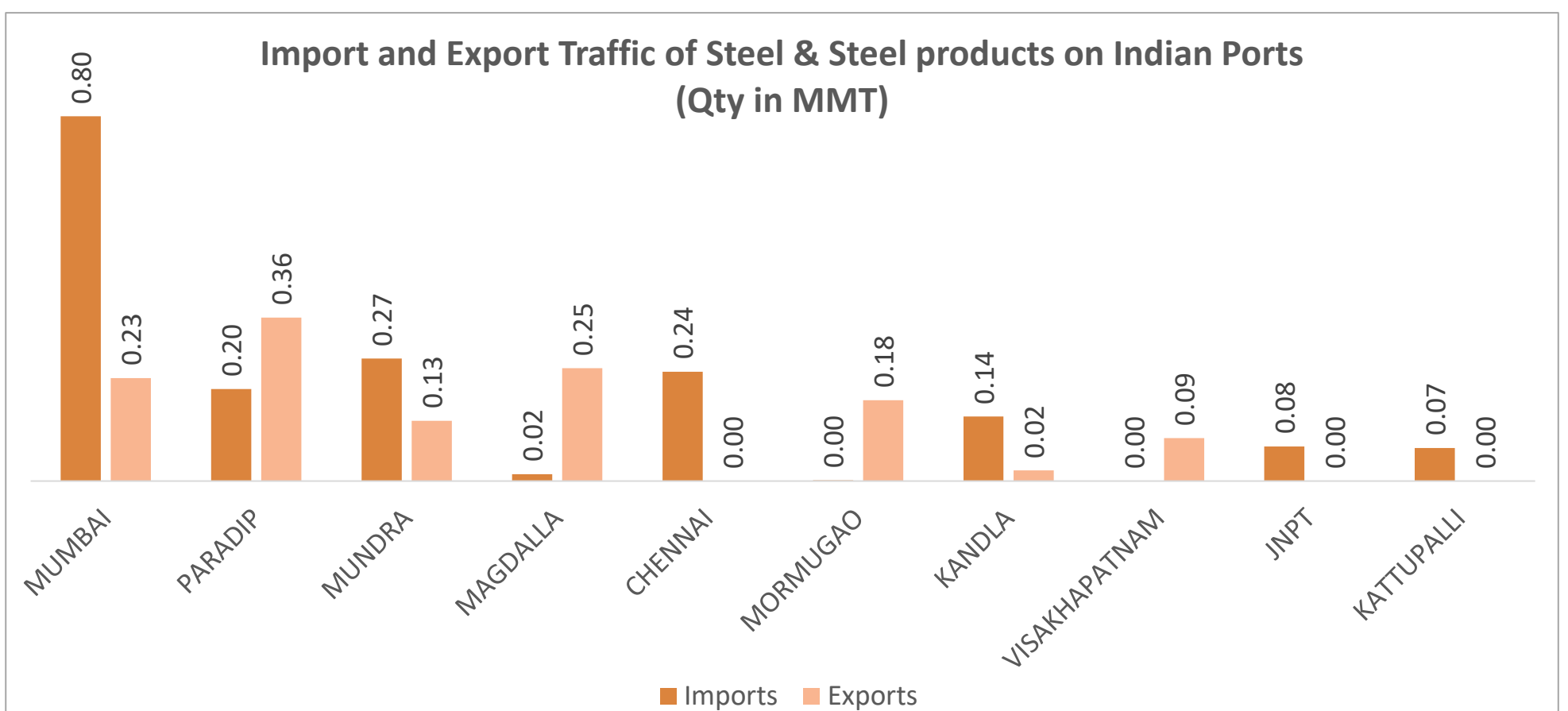
PORT ANALYSIS

STEEL TRAFFIC AT INDIAN PORTS (Quantity in MT)

- Steel & Steel Products traffic at Indian ports during Apr-June'24 was down by 5.09% at 3.33 MMT as compared to 3.51 MMT recorded for same period of previous year. Mumbai & Paradip ports handled 1.03 MMT and 0.56 MMT respectively of steel traffic during Apr-June'24.



- India's Exports of steel & steel products decreased by 36.67% at 1.36 MMT in Apr-June'24 as compared to the same period in the previous fiscal. Paradip port saw the highest Export traffic at 0.36 MMT.
- India's Imports increased by 30.69% at 1.98 MMT in Apr-June'24. Mumbai Port saw the highest Import traffic at 0.80 MMT.

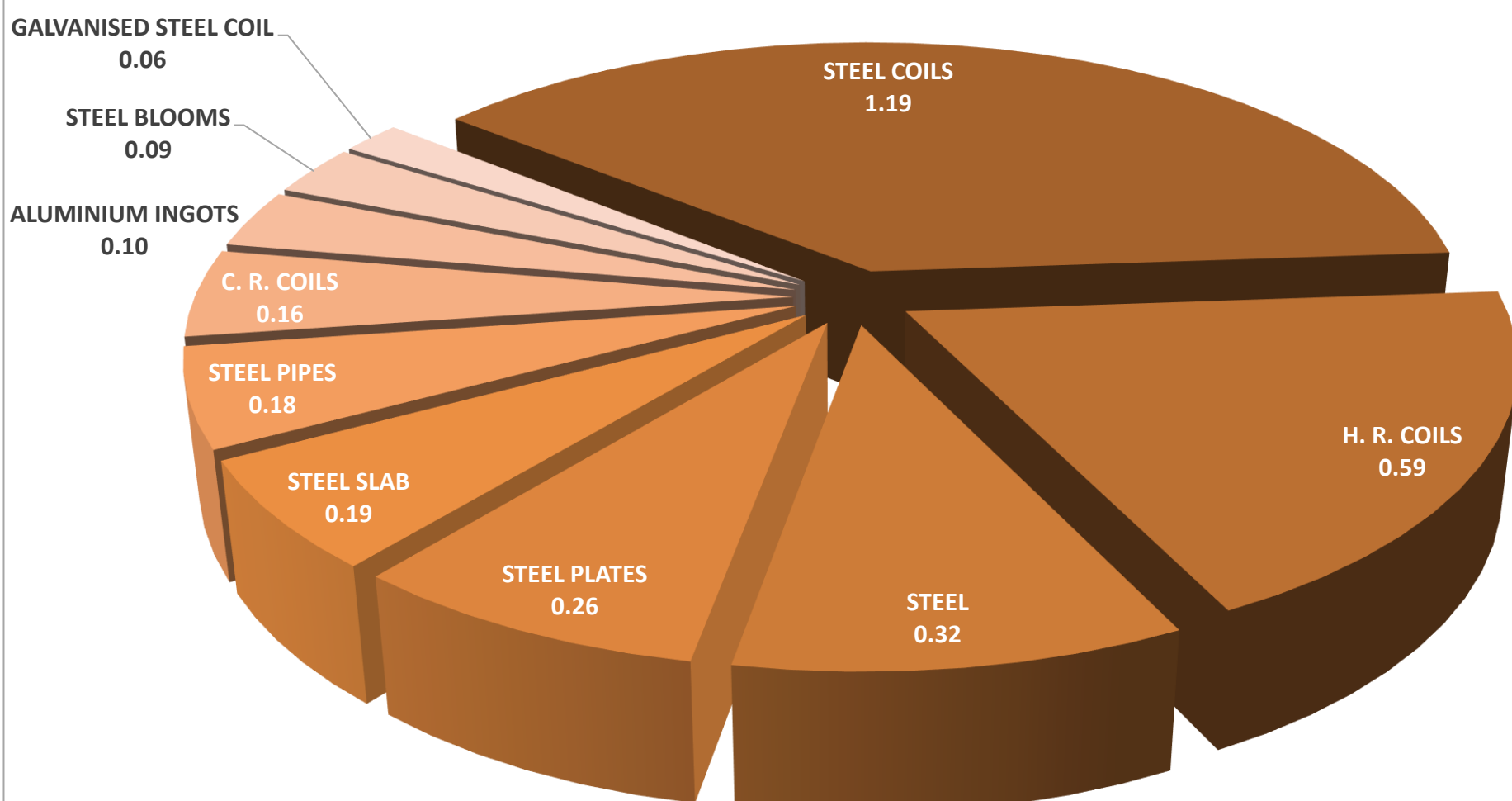


PORT ANALYSIS

STEEL TRAFFIC AT INDIAN PORTS (Quantity in MMT)

- The highest Imported product was Steel coils at 0.73 MMT in Apr-June'24.
- The highest Exported product was Steel coils at 0.47 MMT in Apr-June'24.
- Indian ports saw the highest port traffic of steel coils at 1.19 MMT in Apr-June'24.
- Steel coils, H.R.C., Steel, steel slab and steel plates had the highest traffic on Indian Ports.

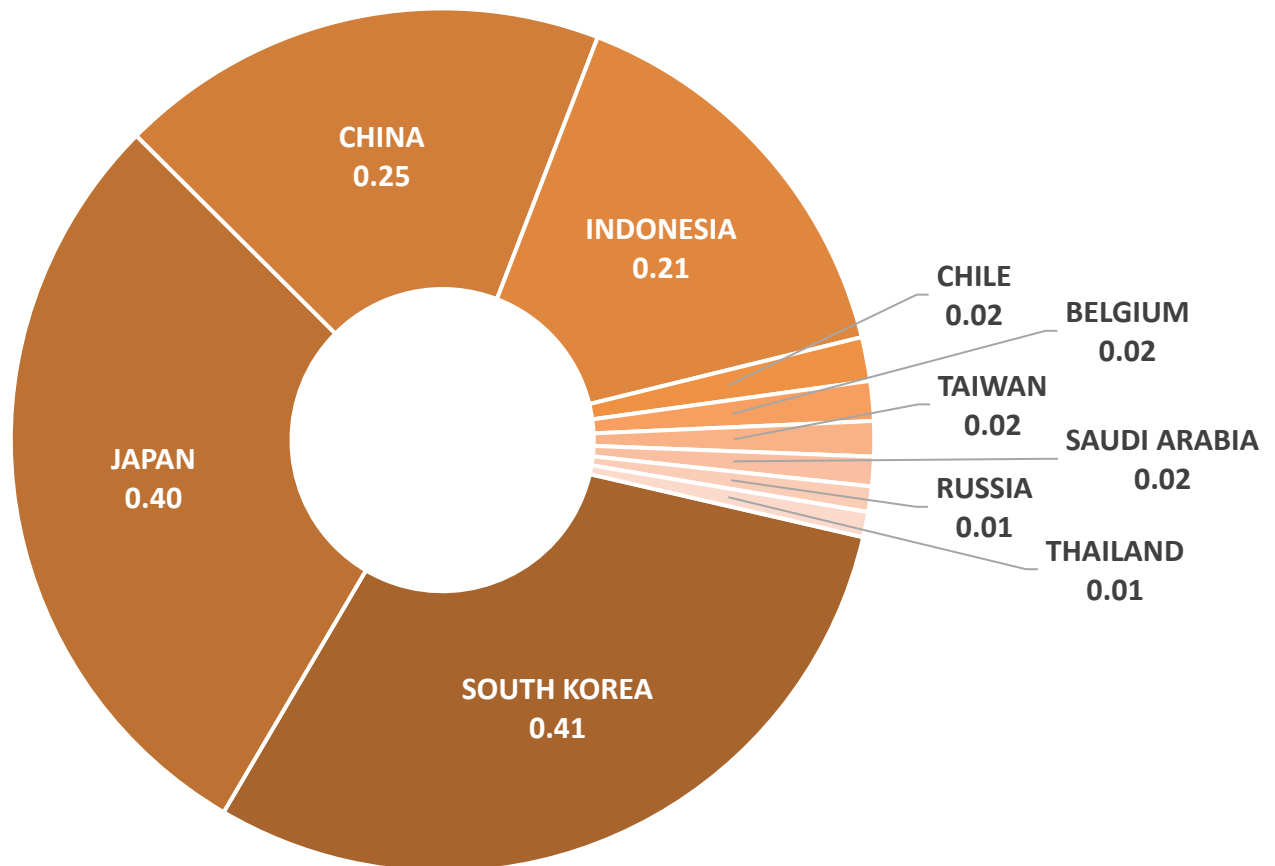
Traffic of Top 10 Steel and Steel Products on Indian Ports in Apr-June'24



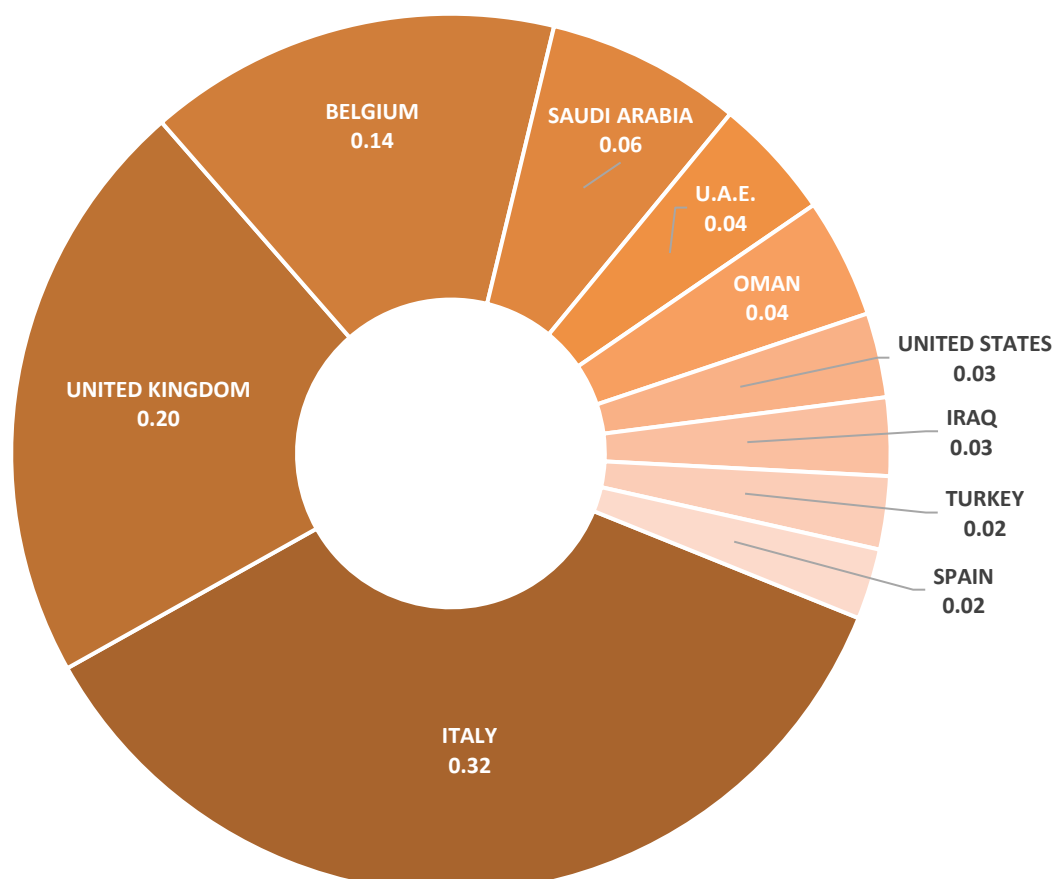
PORT ANALYSIS

STEEL TRAFFIC (Quantity in MMT)

Top Countries Of Steel Imports (Apr-June'24)



Top Countries Of Steel Exports during Apr-June'24





MARKET OVERVIEW

Synergy Steels highlights opportunities in rising global stainless-steel production

- The export of the India's Stainless-steel product has remarkably gone up to a 20 per cent year on year and this confirms that India's products are competitive and of high quality in the international market.
- There are expectations that the gross world production of stainless steel will rise by 2-3 million tons to reach 60-61 million tonnes. China and Indonesia are the key sources of this growth .
- China's output is expected to grow approximately by 5 per cent to over 40 million tonnes and Indonesia's production could moderately grow 20 per cent annually to 5.5 million tonnes.
- Synergy Steel headquarter in New Delhi. They are specialized in Wire rods and Billets and exports to Europe Africa, Middle East.

Coking coal imports from Russia at 5-year high, Australian share drops

- India's Russian coking coal imports for April – June(Q1) is at a 5-year-high at 2.02 million tonnes (mt); while share of shipments from Australia in total imports has fallen to a five-year-low of 56 per cent at 8.64 mt while USA is the second highest supplier of coking coal at 2.08 mt, down 2.5 per cent y-o-y.
- Steel Industry is exploring new supplier ie Mongolia on a trial basis. At least two shipments of 150,000 tonnes (each shipment of 75,000 tonnes) is being expected during the fiscal.

Kamachi Industries acquired by Jaicorp for Rs 487 crore

- Kamachi Industries is part of the Kamachi Group and consists of a widespread Integrated Steel Complex. with an annual integrated capacity to produce more than 8 lakh metric ton of steel annually.
- The company is self-sufficient in its energy requirements too with 70 mwph of installed capacity and another 110mw under proposal.



OTHER REPORTS FOR JULY 2024

- J. M. BAXI Monthly Agri Products Update
- J. M. BAXI Monthly Automotive Industry Update
- J. M. BAXI Monthly Cement Update
- J. M. Baxi Monthly Chemical Update
- J. M. BAXI Monthly Coal Update
- J. M. BAXI Monthly Container Update
- J. M. BAXI Monthly Cruise Shipping Update
- J. M. BAXI Monthly Veg Oil Update
- J. M. BAXI Monthly Fertilizer Update
- J. M. Baxi Monthly LNG & LPG Update
- J. M. BAXI Monthly Mineral and Metal Update
- J. M. BAXI Monthly Oil and Petroleum Update
- J. M. BAXI Monthly Port Update
- J. M. BAXI Monthly Project Cargo Update
- J. M. BAXI Monthly Seafarers Insights Update
- J. M. BAXI Monthly Steel Update**

Research Cell:

J. M. BAXI.

Godrej Coliseum, Office No. 801, 8th floor, "C" wing,
Off. Somaiya Road, Sion. Mumbai - 400022 INDIA.

T: 022 61077100 Ext 161/145
M: 091-7506004224 / 7045659111

E: shwetalk@jmbaxi.com | W: www.jmbaxico.com